



USER MANUAL

M3

Product Code: BTX500S



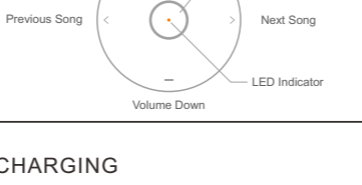
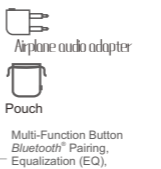
www.mipow.com



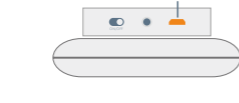
SPECIFICATION

Talk Time: 15 hours
 Standby Time: 20 days
 Charging Time: 2-3 hours
 Wireless Range: 10m(33ft)
 Frequency response: 50HZ – 20,000HZ
 Bluetooth®: V4.0
 Power: 20mW
 Weight: 265g
 Size: 200(L)x175(W)x45(T)mm

ACCESSORIES

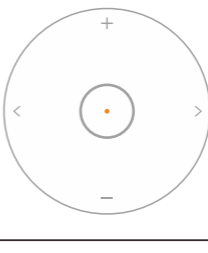


CHARGING

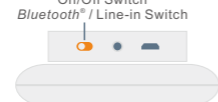


Use the included Micro USB charging cable to connect the M3 to any USB powered computer or wall charger, the orange LED is on.

When the M3 is in low battery, "Battery Low" voice prompt can be heard and the orange LED blinks once every second. Fully charging M3 takes 2-3 hours.



Bluetooth®



Turn On / Standby

Set the On/Off Switch to On, Orange LED indicator lights up for 3 seconds, with boot prompt. If the M3 was connected with your devices before, the last one can be reconnected automatically.

Pairing

Under turn-on mode, press & hold ">" and tap the Multi-Function Button, The orange LED indicator will flash, then open your device's Bluetooth® settings, add or search for devices. When "M3" appears, select it and pair to your device.



Turn Off

Set the On/Off Switch to Off, Orange LED indicator lights up for 2 seconds, with turn-off prompt.

(M3 will automatically turn off if there is no connection for 5 minutes. To Turn On again, please switch Off then On again.)

CALL

Answer Call

Under connected mode, tap Multi-Function Button to answer an incoming call, a prompt tone can be heard.

End Call

While on a call, tap Multi-Function Button to end the call, prompt tone can be heard.

Reject Call

Under connected mode, double tap Multi-Function Button to reject an incoming call, prompt tone can be heard.



CALL

Voice Dial

Under connected mode, simultaneously tap "<" and Multi-Function Button to initiate a voice dial. (only available for some Bluetooth® enabled cellphones)

Redial

Under connected mode, double tap Multi-Function Button to redial the last number you called.



MULTI-FUNCTION BUTTON

Play / Pause

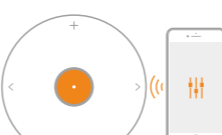
While listening to music, tap Multi-Function Button to play / pause the music.

Volume Up / Volume Down

During a call or music play, tap "+" to increase volume and "-" to decrease volume. (The highest and lowest volume will be prompted).

Previous /Next Song

While listening to music, tap "<" to play previous song, prompt tone will be heard; tap ">" to play next song, prompt tone will be heard.



Bluetooth® STATUS INDICATOR

Battery Status Indicator:

1. There will be "Battery Low" voice prompt when the battery voltage is between 3.0V and 3.3V, LED blinks orange quickly.

2. When the battery voltage is lower than 3.0V, it will automatically power off.

- Connected ● LED blinks twice every 7 seconds
- Disconnected ● LED blinks twice every 2 seconds
- Pairing mode ● LED blinks quickly
- Talking ● LED blinks once every 7 seconds
- Music play ● LED blinks gradually
- Battery low ● LED blinks once every second
- Charging ● LED remains on
- Charging complete ● LED is off

Switch Cellphone & M3

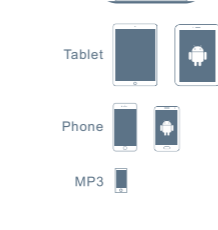
During a call, press & hold Multi-Function Button for 2 seconds to switch the call from M3 to cellphone or from cellphone to M3, a "beep" tone will be heard.

Equalization, EQ, Switch

While playing music, press & hold Multi-Function Button for 2 seconds to switch between three EQ types (rock, bass and default), a prompt tone will be heard.

WIRED CONNECTION

Set the Bluetooth® / Line-In Switch to Line-In, you can pull out the 3.5mm stereo jack cable to connect with your device.



Retractable 3.5mm jack stereo cable

WARRANTY CARD

Limited Warranty

Thank you for your purchase of MIPOW's product. MIPOW warrants that the product is, at the time of its original purchase, free of defects in workmanship and material. This limited warranty for the product shall last for twelve(12) months from the date of original purchase. This original warranty card and original invoice must be presented at the time you require warranty service or such warranty will be voided. This limited warranty is valid only if the product is used for the purpose for which it was designed. It does not apply to damage or loss caused by negligence; physical abuse; misuse; accident; exposure to moisture; dampness or extreme temperatures; unauthorized modifications; unauthorized opening or repair; forces of nature; or other actions beyond the reasonable control of MIPOW. In case of when the warranty does not apply, a repair or replacement charge will be incurred. The customer shall be responsible for sending the defective product to and collecting the repaired or replaced product from the service center.

NB: MIPOW reserves the right to interpret the terms and conditions contained herein; and the right for any changes without prior notice.

The Bluetooth® word mark and logos are owned by Bluetooth SIG, Inc. and any use of such marks by MIPOW is under license.

FCC STATEMENT

Changes or modifications not expressly approved by the party responsible for compliance could void the user's authority to operate the equipment. This equipment has been tested and found to comply with the limits for a Class B digital device, pursuant to Part 15 of the FCC Rules.

These limits are designed to provide reasonable protection against harmful interference in a residential installation. This equipment generates, uses and can radiate radio frequency energy and, if not installed and used in accordance with the instructions, may cause harmful interference to radio communications. However, there is no guarantee that interference will not occur in a particular installation. If this equipment does cause harmful interference to radio or television reception, which can be determined by turning the equipment off and on, the user is encouraged to try to correct the interference by one or more of the following measures:

- Reorient or relocate the receiving antenna.
- Increase the separation between the equipment and receiver.
- Connect the equipment into an outlet on a circuit different from that to which the receiver is connected.
- Consult the dealer or an experienced radio / TV technician for help.

This equipment complies with Part 15 of the FCC Rules. Operation is subject to the following two conditions:

- (1) This device must not cause harmful interference, and
- (2) This device must accept any interference received, including interference that may cause undesired operation.

Caution

The manufacture is not responsible for any radio or TV interference caused by unauthorized modifications to this equipment. Such modifications could void the user authority to operate the equipment.

CUSTOMER SERVICE

For FAQs and more information on this product, please go to www.mipow.com.